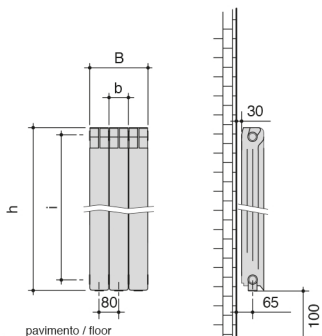
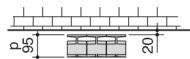


MODELLO <i>model</i>	h (mm) altezza <i>height</i>	b (mm) larghezza <i>width</i>	i (mm) interasse <i>center distance</i>	p (mm) profondità <i>depth</i>	peso <i>weight</i> kg	contenuto d'acqua <i>water content</i> lt	resa termica / <i>thermal output w</i>		
							Δt 30°	Δt 50°	Δt 60°
500	581	80	500	95	1,38	0,47	58	112	141
600	681	80	600	95	1,66	0,52	71	138	175
700	781	80	700	95	1,81	0,62	79	154	195
800	881	80	800	95	2,11	0,44	86	168	217

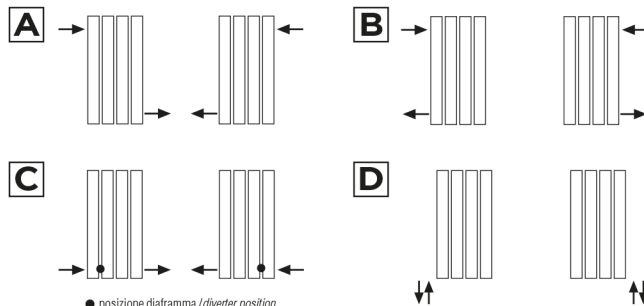


$$B = (8 \times N) + 20 \text{ mm}$$

N = (max 14) n° elementi batteria
(max 14) n° elements battery



ALLACCIAMENTI / CONNECTIONS



FINITURE DISPONIBILI / AVAILABLE FINISHES

Standard: RAL BIANCO LUCIDO 9016