



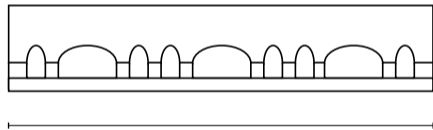
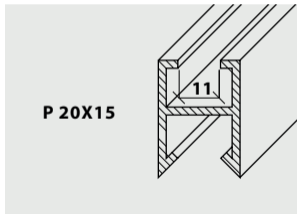
SBR

Al

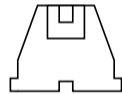


200-500 KG

TITAN
SUPPORT SYSTEMS



400/600 mm



150 mm

95 mm

FORNITE CON

Vite e dado M10



20x15 mm